

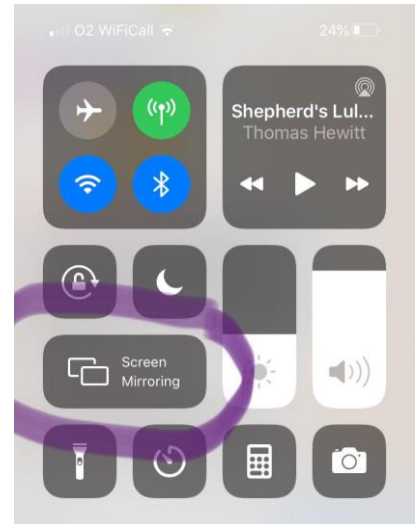
How to cast ZOOM onto your TV

Before you start:

1. Make sure you have downloaded the Zoom App to your device or have the latest software installed.
2. All devices are connected to the same WiFi network

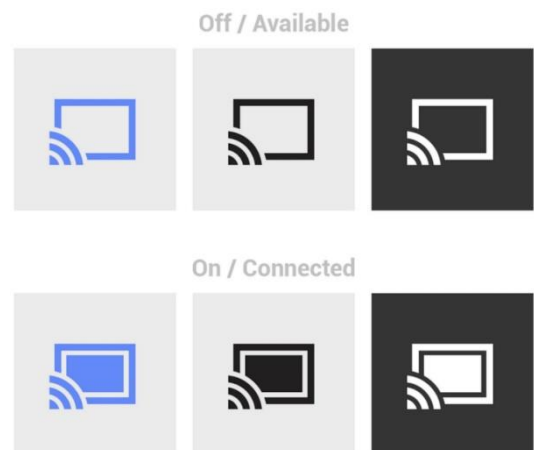
Cast on Android devices

1. Open your Android phone and tap on the **Cast** icon in the notification panel. You can find it in the settings under the **Connected Devices** tab. In some smartphones, it can also be found under the screen sharing option.
2. Now the display connected to Chromecast will appear, Tap on it and connect the TV
3. Open the Zoom application and the contents will be displayed on the TV.



Cast Zoom Meetings from iOS devices (iPhone & iPad)

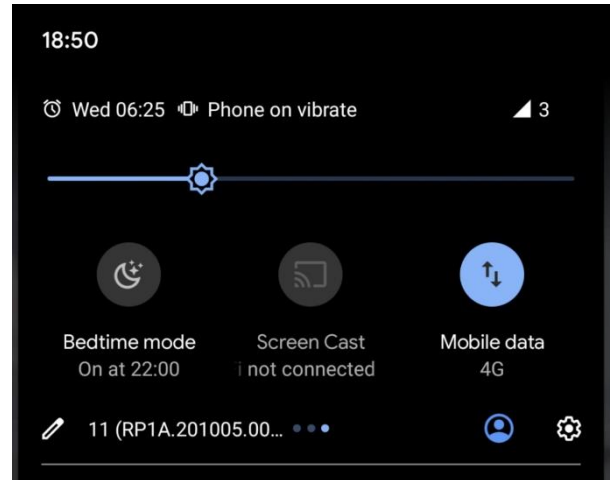
1. Download a third party app like Chromecast Streamer app from the App Store and install it.
2. Open it and click on the Cast icon at the top.
3. Select the Chromecast to connect iOS device to the display.



How to cast ZOOM onto your TV

4. Now, select the Screen Cast option. A pop up for Screen broadcasting will appear. Click on it to start casting the contents.
5. Open the Zoom app and it will be casted on the TV

If you have Apple TV or an Airplay-compatible TV then you shouldn't need Chromecast - newer Apple devices (which have Airplay as well) can screen-mirror directly.



Cast Zoom Meetings from a PC (Windows/Mac)

Casting from the PC is much easier with the Google Chrome browser. It is available on both Windows and Mac operating systems.

Before you start:

1. Chromecast connected to a TV through HDMI port.
2. Google Chrome browser installed on the desktop/ laptop.
3. Make sure your Chromecast and the desktop are connected to the same WiFi network.

Steps to cast

1. Download the zoom application for your desktop.
2. Open Google Chrome browser on your desktop/laptop and click on the three-dotted menu on the top right corner.
3. Select the cast option and select the TV displayed.
4. On the source tab, select **Cast Tab** if you are accessing Zoom through the web version.
5. You can also cast the whole desktop by selecting the **cast desktop** option.
6. You can now cast to the TV.

Newer Samsung TVs and phones can mirror directly.